

© International Baccalaureate Organization 2023

All rights reserved. No part of this product may be reproduced in any form or by any electronic or mechanical means, including information storage and retrieval systems, without the prior written permission from the IB. Additionally, the license tied with this product prohibits use of any selected files or extracts from this product. Use by third parties, including but not limited to publishers, private teachers, tutoring or study services, preparatory schools, vendors operating curriculum mapping services or teacher resource digital platforms and app developers, whether fee-covered or not, is prohibited and is a criminal offense.

More information on how to request written permission in the form of a license can be obtained from <https://ibo.org/become-an-ib-school/ib-publishing/licensing/applying-for-a-license/>.

© Organisation du Baccalauréat International 2023

Tous droits réservés. Aucune partie de ce produit ne peut être reproduite sous quelque forme ni par quelque moyen que ce soit, électronique ou mécanique, y compris des systèmes de stockage et de récupération d'informations, sans l'autorisation écrite préalable de l'IB. De plus, la licence associée à ce produit interdit toute utilisation de tout fichier ou extrait sélectionné dans ce produit. L'utilisation par des tiers, y compris, sans toutefois s'y limiter, des éditeurs, des professeurs particuliers, des services de tutorat ou d'aide aux études, des établissements de préparation à l'enseignement supérieur, des fournisseurs de services de planification des programmes d'études, des gestionnaires de plateformes pédagogiques en ligne, et des développeurs d'applications, moyennant paiement ou non, est interdite et constitue une infraction pénale.

Pour plus d'informations sur la procédure à suivre pour obtenir une autorisation écrite sous la forme d'une licence, rendez-vous à l'adresse <https://ibo.org/become-an-ib-school/ib-publishing/licensing/applying-for-a-license/>.

© Organización del Bachillerato Internacional, 2023

Todos los derechos reservados. No se podrá reproducir ninguna parte de este producto de ninguna forma ni por ningún medio electrónico o mecánico, incluidos los sistemas de almacenamiento y recuperación de información, sin la previa autorización por escrito del IB. Además, la licencia vinculada a este producto prohíbe el uso de todo archivo o fragmento seleccionado de este producto. El uso por parte de terceros —lo que incluye, a título enunciativo, editoriales, profesores particulares, servicios de apoyo académico o ayuda para el estudio, colegios preparatorios, desarrolladores de aplicaciones y entidades que presten servicios de planificación curricular u ofrezcan recursos para docentes mediante plataformas digitales—, ya sea incluido en tasas o no, está prohibido y constituye un delito.

En este enlace encontrará más información sobre cómo solicitar una autorización por escrito en forma de licencia: <https://ibo.org/become-an-ib-school/ib-publishing/licensing/applying-for-a-license/>.

Physics
Standard level
Paper 2

3 May 2023

Zone A morning | **Zone B** afternoon | **Zone C** morning

Candidate session number

--	--	--	--	--	--	--	--	--	--

1 hour 15 minutes

Instructions to candidates

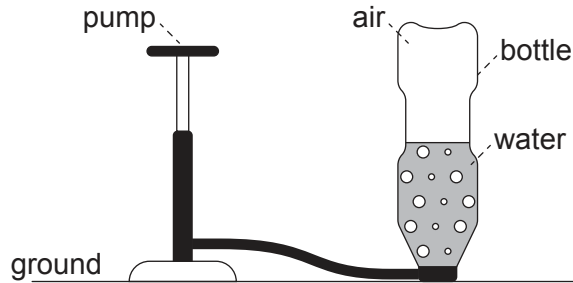
- Write your session number in the boxes above.
- Do not open this examination paper until instructed to do so.
- Answer all questions.
- Answers must be written within the answer boxes provided.
- A calculator is required for this paper.
- A clean copy of the **physics data booklet** is required for this paper.
- The maximum mark for this examination paper is **[50 marks]**.



Answer **all** questions. Answers must be written within the answer boxes provided.

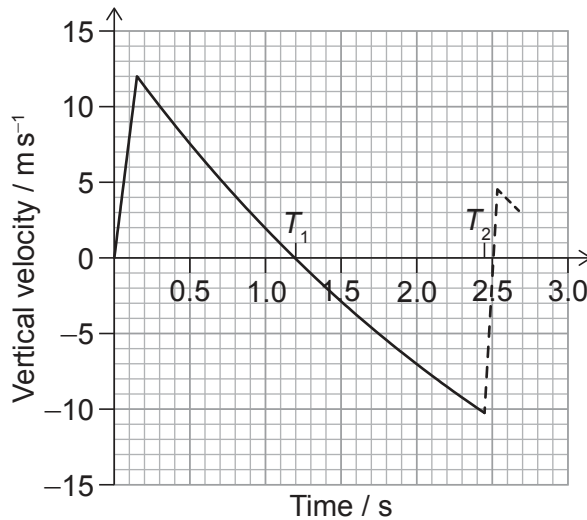
1. A toy rocket is made from a plastic bottle that contains some water.

Air is pumped into the vertical bottle until the pressure inside forces water and air out of the bottle. The bottle then travels vertically upwards.



The air-water mixture is called the propellant.

The variation with time of the vertical velocity of the bottle is shown.



The bottle reaches its highest point at time T_1 on the graph and returns to the ground at time T_2 . The bottle then bounces. The motion of the bottle after the bounce is shown as a dashed line.

- (a) Estimate, using the graph, the maximum height of the bottle. [3]

.....

.....

.....

.....

.....

.....

(This question continues on the following page)



(Question 1 continued)

- (b) Estimate the acceleration of the bottle when it is at its maximum height. [2]

.....
.....
.....
.....

- (c) The bottle bounces when it returns to the ground.

- (i) Calculate the fraction of the kinetic energy of the bottle that remains after the bounce. [2]

.....
.....
.....
.....

- (ii) The mass of the bottle is 27 g and it is in contact with the ground for 85 ms.

Determine the average force exerted by the ground on the bottle. Give your answer to an appropriate number of significant figures. [3]

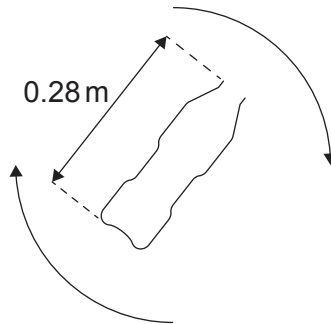
.....
.....
.....
.....
.....
.....

(This question continues on the following page)



(Question 1 continued)

- (d) After a second bounce, the bottle rotates about its centre of mass. The bottle rotates at 0.35 revolutions per second.



The centre of mass of the bottle is halfway between the base and the top of the bottle. Assume that the velocity of the centre of mass is zero.

Calculate the linear speed of the top of the bottle.

[3]

.....

.....

.....

.....

.....

.....

- (e) The maximum height reached by the bottle is greater with an air–water mixture than with only high-pressure air in the bottle.

Assume that the speed at which the propellant leaves the bottle is the same in both cases.

Explain why the bottle reaches a greater maximum height with an air–water mixture.

[2]

.....

.....

.....

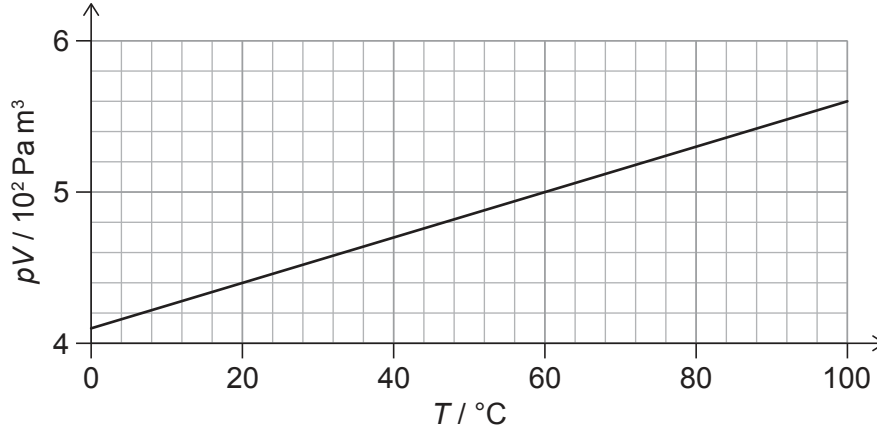
.....



2. Pressure p , volume V and temperature T are measured for a fixed mass of gas. T is measured in degrees Celsius.

The graph shows the variation of pV with T .

The mass of a molecule of the gas is 4.7×10^{-26} kg.



- (a) State the unit for pV in fundamental SI units. [1]

.....
.....

- (b) Deduce, using the graph, whether the gas acts as an ideal gas. [3]

.....
.....
.....
.....
.....
.....

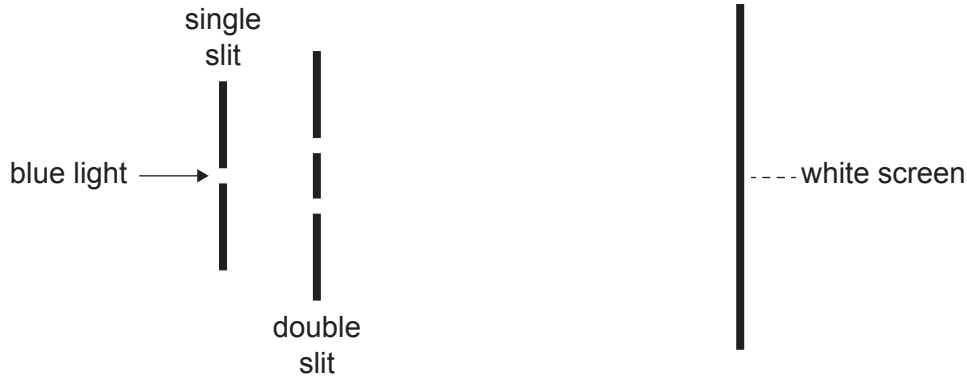
- (c) Calculate, in g, the mass of the gas. [3]

.....
.....
.....
.....
.....
.....



3. Blue light of wavelength λ is incident on a double slit. Light from the double slit falls on a screen. A student measures the distance between nine successive fringes on the screen to be 15 cm.

The separation of the double slit is $60\ \mu\text{m}$; the double slit is 2.5 m from the screen.



- (a) Explain the pattern seen on the screen.

[3]

.....

.....

.....

.....

.....

.....

- (b) Calculate, in nm, λ .

[3]

.....

.....

.....

.....

.....

.....

(This question continues on the following page)



(Question 3 continued)

- (c) The student changes the light source to one that emits two colours:
- blue light of wavelength λ , and
 - red light of wavelength 1.5λ .

Predict the pattern that the student will see on the screen.

[3]

.....

.....

.....

.....

.....

.....

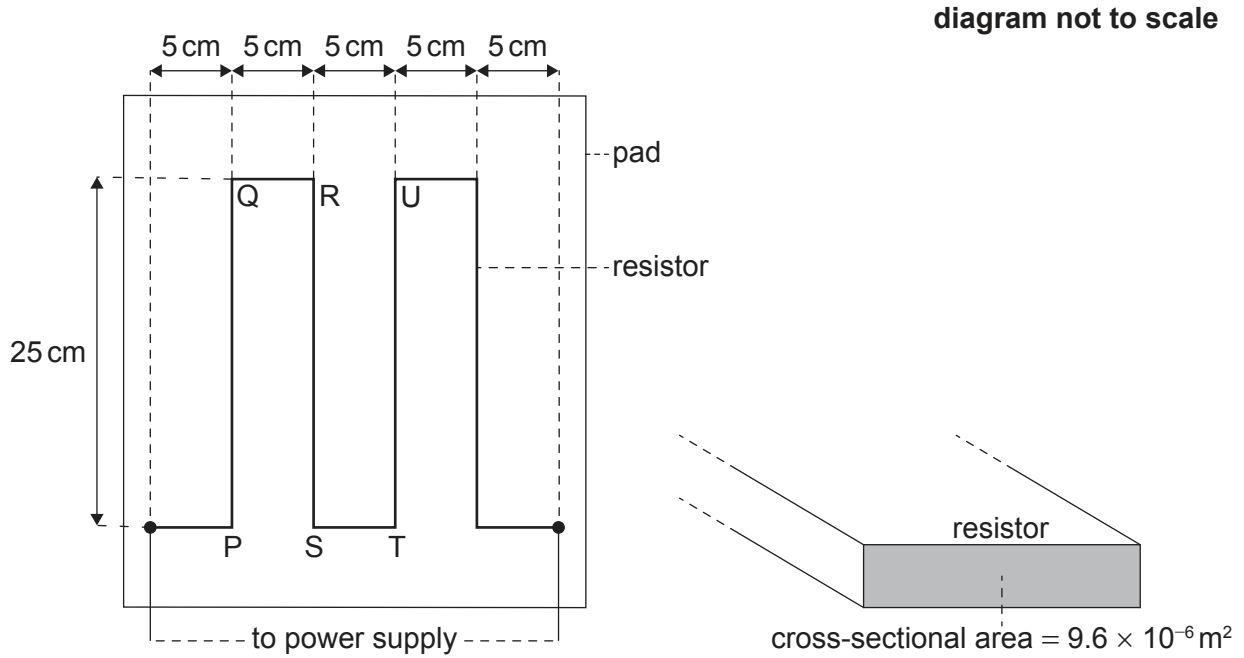


12EP07

Turn over

4. An electrically heated pad is designed to keep a pet warm.

The pad is heated using a resistor that is placed inside the pad. The dimensions of the resistor are shown on the diagram. The resistor has a resistance of $4.2\ \Omega$ and a total length of 1.25 m.



When there is a current in the resistor, the temperature in the pad changes from a room temperature of 20°C to its operating temperature at 35°C .

- (a) The designers state that the energy transferred by the resistor every second is 15 J.

Calculate the current in the resistor.

[1]

.....

.....

(This question continues on the following page)

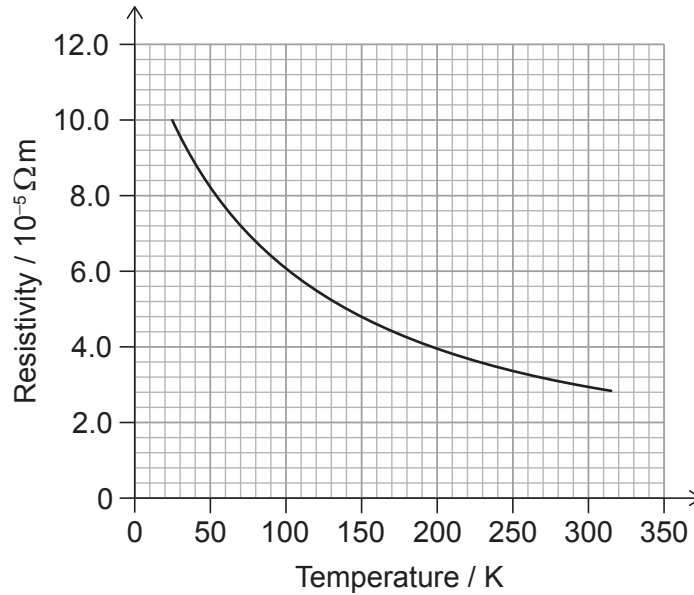


12EP08

(Question 4 continued)

- (b) The designers wish to make the resistor from carbon fibre.

The graph shows the variation with temperature, in Kelvin, of the resistivity of carbon fibre.



- (i) The resistor has a cross-sectional area of $9.6 \times 10^{-6} m^2$.

Show that a resistor made from carbon fibre will be suitable for the pad.

[3]

.....

.....

.....

.....

.....

.....

(This question continues on the following page)



12EP09

Turn over

(Question 4 continued)

- (ii) The power supply to the pad has a negligible internal resistance.

State and explain the variation in current in the resistor as the temperature of the pad increases.

[2]

.....

.....

.....

.....

- (c) When there is a current in the resistor, magnetic forces act between the resistor strips.

For the part of the resistor labelled RS,

- (i) outline the magnetic force acting on it due to the current in PQ.

[1]

.....

.....

- (ii) state and explain the net magnetic force acting on it due to the currents in PQ and TU.

[2]

.....

.....

.....


.....

(This question continues on the following page)



(Question 4 continued)

- (d) The design of the pad encloses the resistor in a material that traps air. The design also places the resistor close to the top surface of the pad.



Explain, with reference to thermal energy transfer, why the pad is designed in this way. [3]

.....

.....

.....

.....

.....

.....



12EP11

Turn over

5. The magnesium nuclide $^{27}_{12}\text{Mg}$ decays by beta-minus (β^-) decay to form a nuclide of aluminium (Al).

(a) Write down the equation for this decay. [2]

$^{27}_{12}\text{Mg} \rightarrow$

(b) Describe this decay in terms of the hadrons and quarks involved. [2]

.....
.....
.....
.....

(c) The aluminium nuclide is stable.

State and explain the properties of the strong nuclear force and of the electromagnetic force that allow stable nuclei to exist. [3]

.....
.....
.....
.....
.....
.....

References:

© International Baccalaureate Organization 2023



12EP12